



Smart Multi Energy Tank

The Cutting Edge of Renewable Energy Technology

The SME “Hybrid Tank” is ideal for Solar and Ground Source Heat Pump Applications



Triangle Tube’s Smart Multi-Energy Tank (SME) is the only one of its kind. The SME features a corrugated stainless steel storage tank/heat exchanger suspended within a carbon steel tank. There is also a secondary heat exchanger coil located in the primary water at the bottom of the unit. The large heating surface area and large volume of primary water (stored energy) in the SME tank not only ensures high domestic hot water performance, but also ensures that all energy from your renewable source is absorbed in the tank, reducing fuel bills and carbon emissions.

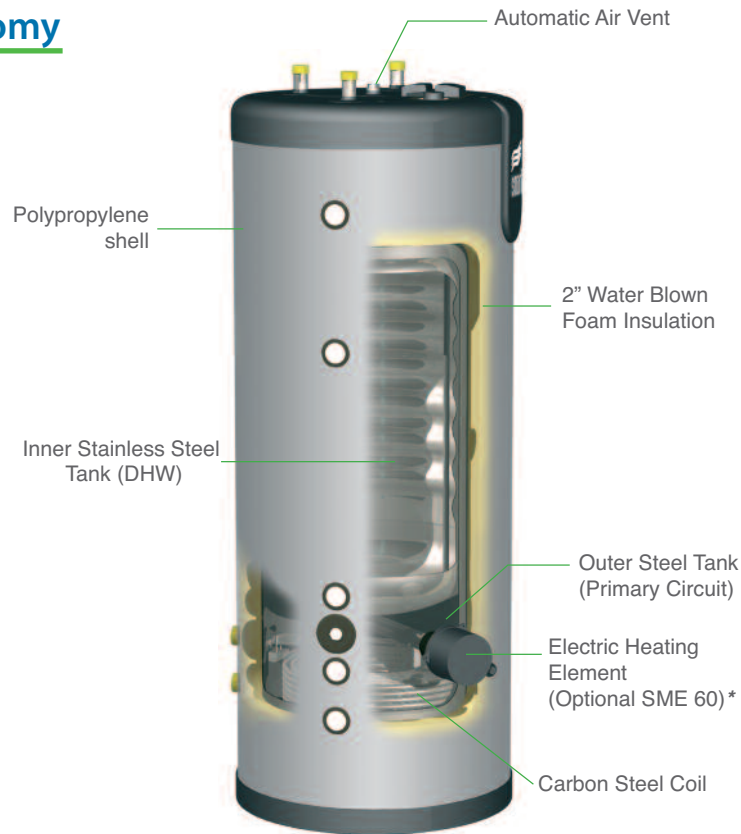
The SME features 2” of water blown foam insulation with a standby heat loss of less than 1° per hour.

“Tank-in-Tank” Technology



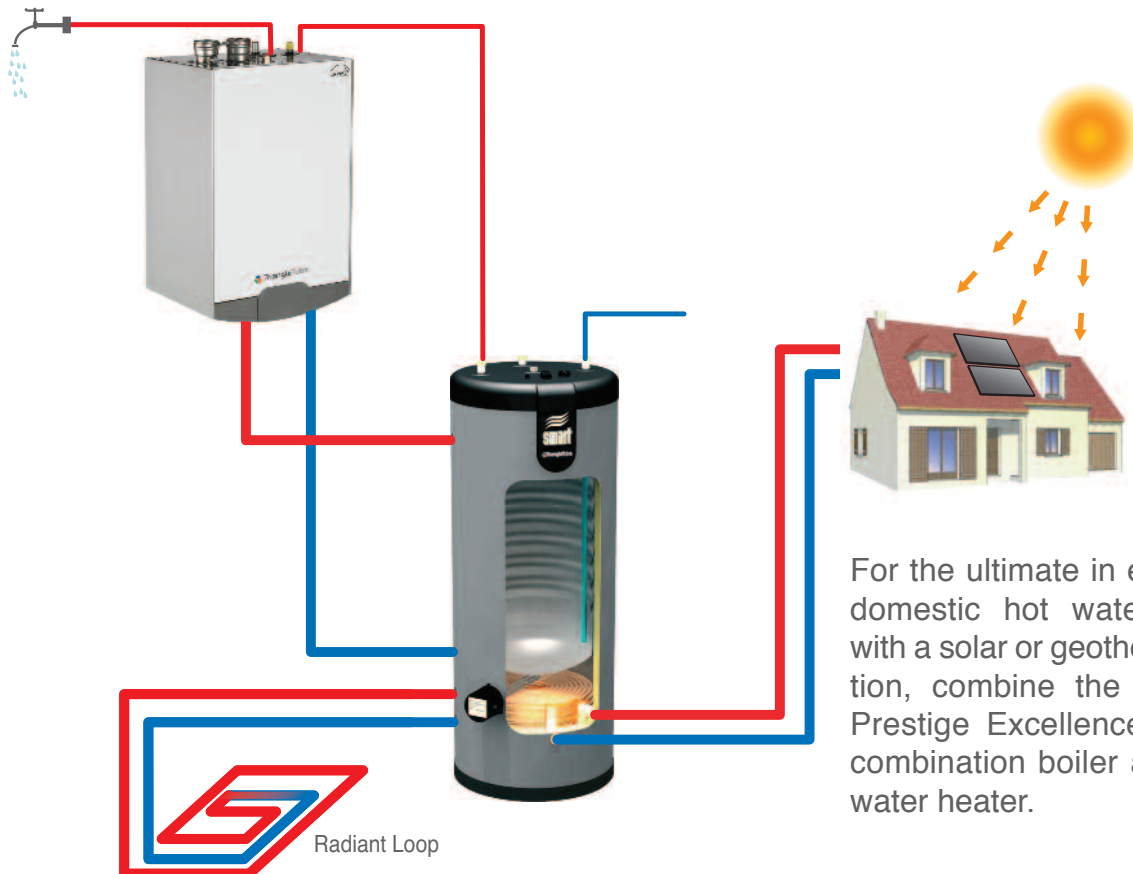
Featuring a 10 year non prorated residential warranty

SMART SME Anatomy



** The electric element should be used for supplementary heat only and should never be considered as a sole source of energy.*

SME with Prestige Excellence Boiler and Domestic Water Heater


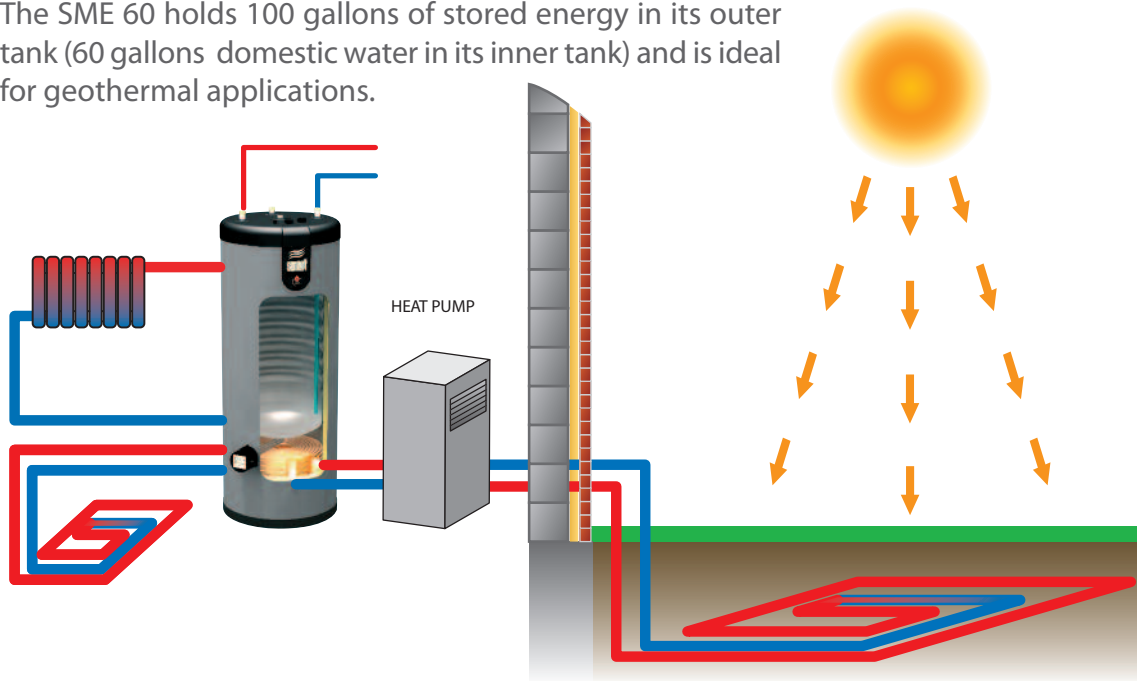


For the ultimate in efficiency and domestic hot water production with a solar or geothermal application, combine the SME with a Prestige Excellence condensing combination boiler and domestic water heater.

Typical Applications



Geothermal Heat Pump

The SME 60 holds 100 gallons of stored energy in its outer tank (60 gallons domestic water in its inner tank) and is ideal for geothermal applications.

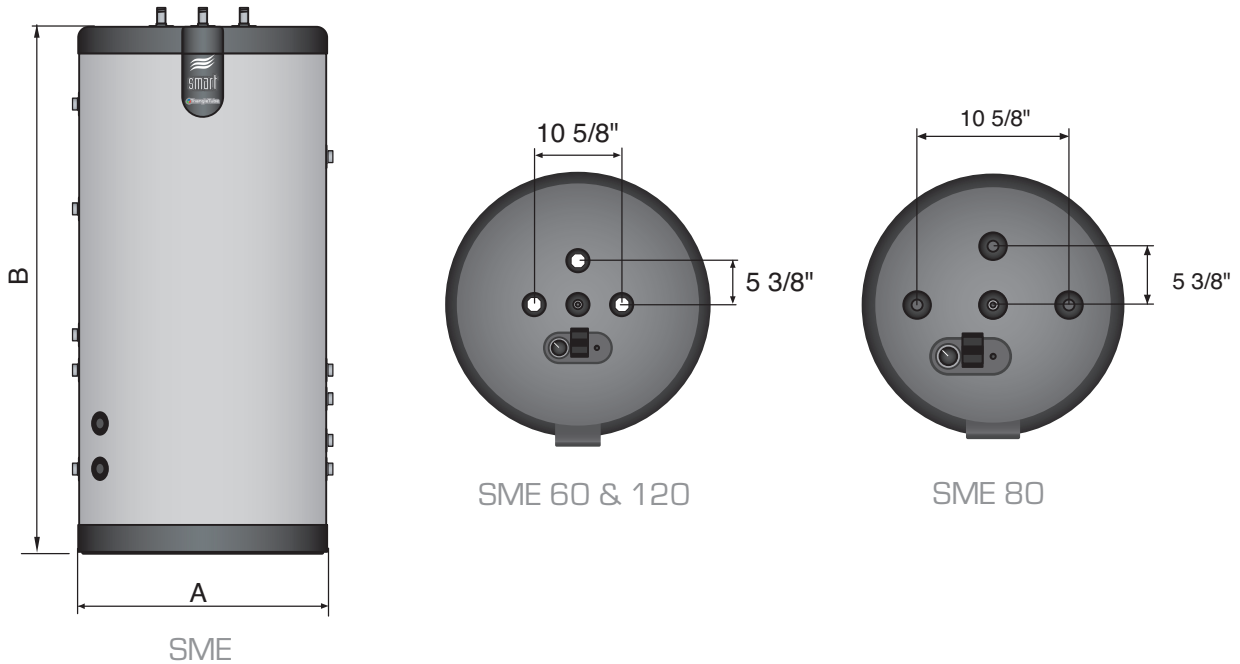


Solar with Prestige Boiler Back Up

Back up your solar system with a 95% efficient Prestige Condensing Boiler.



Dimensions



Specifications

Model		SME 60	SME 80	SME 120			
Capacity	Gal.						
Domestic (inner tank)		60	70	105			
Primary (outer tank)		100	33	66			
Coil		4	3	4			
Coil Heating Surface	Sq. ft.	27	20	27			
Inner Tank Surface Area		24	29	37			
Connections	Inches						
Domestic		3/4"	1 1/2"	1 1/2"			
Primary		1"	1"	1"			
Performance		Temperature Rise - 50° DHW Inlet					
1st Hour		90°	70°	90°	70°	90°	70°
Heating Source: (180° supply)	GPH						
Tank		149	241	202	310	220	333
Coil		106	181	99	156	174	246
Electric Element	kW						
6 kW Capacity		N/A	66	N/A		N/A	
Dimensions	Inches						
Diameter - (A)	∅	32"		26"		32"	
Height - (B)		73"		75"		77"	
Primary Pressure Drop	Ft/Hr	5		3		2	
Coil Pressure Drop		3		7		3	
Empty Weight	Lbs	430		295		500	



One Triangle Lane • Blackwood NJ 08012

p 856.228.8881 f 856.228.3584 www.triangletube.com

Member of

